


The UK's leading provider of dermoscopy education

Courses – Training – Expertise – *The diagnosis is in the detail*



Dermoscopy UK courses

- Leading provider of dermoscopy education in the UK
- International recognition of course
- Award winning book to supplement the course
- Proven to increase diagnostic accuracy
- Over 15 years of Royal College CPD approval
- Bespoke education to meet your education needs
- Translational evidence of increased efficiency



Courses – Training – Expertise – *The diagnosis is in the detail*

The UK's leading provider of dermoscopy education

Dermoscopy UK has been providing dermoscopy education in the UK since 2002. Since then over 3,500 clinicians have attended a Dermoscopy UK course.

Dr. Jonathan Bowling performed the first nationwide survey of dermoscopy practice in the UK in 2003. He presented his findings at the European Academy of DermatoVenereology in 2003. His results showed a lack of training in dermoscopy was a significant barrier to confidence in uptake and use of dermoscopy in the UK.

Over the following 17 years Jonathan pioneered and developed courses and delivered training in dermoscopy extensively across the UK.

His first courses were directed towards training dermatologists on dermoscopy. He then developed new courses to train GP's, particularly those with a specialist interest in dermatology and finally courses specifically for plastic surgeons.

Evidence published in 2015 shows Dermoscopy UK is the leading provider of dermoscopy education in the UK.*

**Butler TD, Matin RN, Affleck AG, Fleming CJ, Bowling JC. Trends in dermoscopy use in the UK: results from surveys in 2003 and 2012. Dermatol Pract Concept 2015;5(2)4*



Courses – Training – Expertise – *The diagnosis is in the detail*

A course delivered by an experienced educator

In 2002 Dr. Jonathan Bowling provided the first UK training course in dermoscopy to 20 London-based dermatology trainees. Since that date he has lectured extensively on dermoscopy across the four corners of the British Isles at local, regional, national and international meetings.

He also is regularly invited to lecture and run dermoscopy courses overseas.

The Australasian Skin Cancer College invited Dr. Jonathan Bowling to co-run a dermoscopy masterclass at their annual skin cancer congress in Queensland Australia, in May 2017.

He is a regular invited faculty member of congresses including the World Congress of Cancers of the Skin, World Congress of Teledermatology and the World Congress of Dermoscopy.



Courses – Training – Expertise – *The diagnosis is in the detail*

International delegates

Our courses have a global reach, with delegates travelling from across Europe, the Middle East, Canada, Australia and the Falkland Islands to attend Dermoscopy UK courses.



Courses – Training – Expertise – *The diagnosis is in the detail*

Award winning educational material

Dr. Jonathan Bowling is the UK's leading author on dermoscopy having published extensively on this topic in peer review journals.

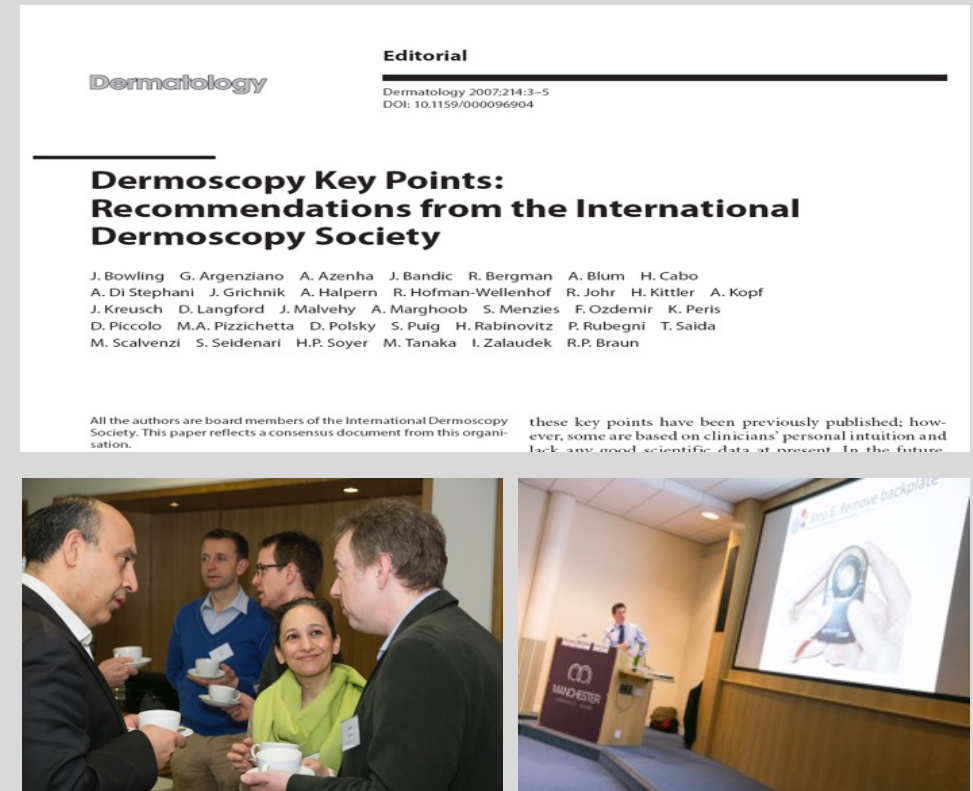
He co-authored the dermoscopy content for the UK dermatology training curriculum.

In 2007 he authored the consensus paper from the Board members of the International Dermoscopy Society – Dermoscopy Key Points.*

He has written book chapters on dermoscopy and teledermoscopy, in addition to his award winning textbook on dermoscopy.



*Bowling J, Argenziano G, Azenha A, Bandic J, et al. Dermoscopy key points: recommendations from the international dermoscopy society. *Dermatology*. 2007;214(1):3-5. PubMed PMID: 17191039.




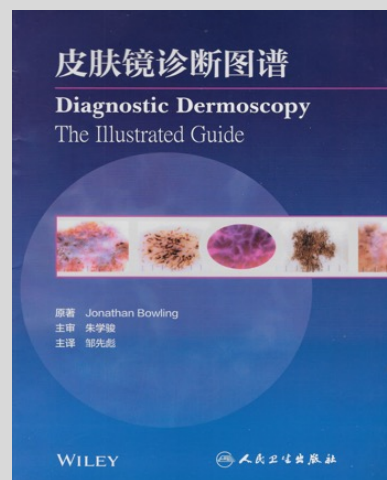

Courses – Training – Expertise – *The diagnosis is in the detail*

Award winning book

In 2011 Jonathan published his textbook 'Diagnostic Dermoscopy: The Illustrated Guide'.

Notable achievements of his textbook include:

- winner at the BMA annual book awards in 2012
- Russian, Chinese and Portuguese translations
- purchased in over 50 countries worldwide
- purchased by over 120 academic institutions worldwide



His book supplements his courses and is used as an ongoing resource by clinicians in clinic.

Courses – Training – Expertise – *The diagnosis is in the detail*

A course proven to increase diagnostic accuracy

Dermoscopy UK has the only dermoscopy course with published evidence proven to increase diagnostic accuracy for clinicians.*

The course formats have been developed, modified and updated over the last 17 years and continue to evolve to meet new diagnostic challenges. This teaching and educational format has been tried and tested over these 17 years to give reproducible educational results for the 3500 delegates who have attended.

Icons are used to illustrate key diagnostic features followed by high resolution clinical and dermoscopic images. The clarity and detail of the clinical and dermoscopic images used, in addition to the case discussions quizzes and supporting information in the dermoscopy textbook, and experience of the speaker makes these courses a unique learning experience and a must for any clinician involved in skin cancer diagnosis.

All course have Royal College CPD approval since 2004

**Townley WA, Cassell OC, Bowling J. Dermoscopy--time for plastic surgeons to embrace a new diagnostic tool? J Plast Reconstr Aesthet Surg. 2011 Oct;64(10):1386-7*



Courses – Training – Expertise – *The diagnosis is in the detail*

Translational education – course to clinic

A key value to education is seeing the benefit from translating the information learned during the course into meaningful improved clinical efficiency.

Dr. Jonathan Bowling has shown increasing clinical efficiency is possible, within a busy NHS skin cancer service, by improving clinical diagnosis with dermoscopy.

Dr. Jonathan Bowling has published results in diagnostic accuracy comparable to the World's best cancer centres.*

His results have shown that with expert experience in dermoscopy you can improve clinical performance within the clinic:

- Reduce unnecessary surgery
- Diagnose skin cancer earlier
- Improve economics of delivering a skin cancer service
- Improve patient care

**Esdaile B, Mahmud I, Palmer A, Bowling J. Diagnosing melanoma: how do we assess how good we are? Clin Exp Dermatol. 2014 Mar;;39(2):129-34*



Comply with NICE guidance

In July 2015 the British Medical Journal published the summary of NICE guidance for melanoma. The importance of accurate assessment with dermoscopy by clinicians trained in its use was made very clear.

All staff involved in skin cancer management, whether on the initial assessment or through follow up clinics, should take the opportunity to look for new skin cancers. These new skin cancers may not always be related to the index lesion, causing the initial referral, but may be covert additional skin cancers hiding and slowly developing in these high risk patients.

To find early skin cancers, all clinicians involved in skin cancer diagnosis and management should be trained in dermoscopy.*

**Macbeth F, Newton-Bishop J, O'connell S, Hawkins J. Melanoma: summary of NICE guidance. BMJ 2015 Jul 29;351*

BMJ



PRACTICE

GUIDELINES

Melanoma: summary of NICE guidance

Fergus Macbeth *associate director*¹, Julia Newton-Bishop *professor of dermatology*², Susan O'Connell *researcher*³, James E Hawkins *health economist*³, On behalf of the Guideline Development Group

¹Wales Cancer Trials Unit, Cardiff CF14 4YS, UK; ²University of Leeds, Leeds, UK; ³National Collaborating Centre for Cancer, Cardiff, UK

The bottom line

- Use dermoscopy to examine all pigmented lesions referred for assessment and ensure that all staff are adequately trained in its use



Bespoke solutions

Dr. Jonathan Bowling has pioneered the following dermoscopy courses:

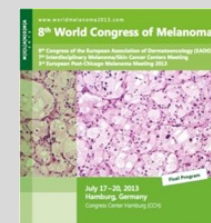

- Basic dermoscopy
- Advanced dermoscopy
- International Dermoscopy Course for Plastic Surgeons
- Advanced dermoscopy for surgeons

His first courses were directed towards training dermatologists on dermoscopy. He then developed new courses to train GP's, particularly those with a specialist interest in dermatology and finally courses specifically for plastic surgeons.

In addition to the above courses Jonathan has been commissioned to deliver bespoke education across the UK within the following organisations:

- University hospital dermatology departments
- University hospital plastic surgery departments
- Clinical commissioning groups
- Skin cancer networks
- Primary care trusts
- GP practices
- PRASIS – Plastic Reconstructive & Aesthetic Surgeons Indemnity Scheme

Bespoke courses for NHS dermatology departments can take place within the department, or locally, to suit the departmental need.



Courses – Training – Expertise – *The diagnosis is in the detail*

Testimonials - Surgeons

Mr Antonio Orlando, Consultant Plastic Surgeon

This course should be compulsory for all clinicians dealing with skin cancer

Mr Andy Pay, Consultant Plastic Surgeon

If Carlsberg did courses it would be the 'Dermoscopy Course for Plastic Surgeons'. This course has been extraordinarily useful and beneficial – thanks very much.

Mr James Kirkpatrick, Consultant Plastic Surgeon

It was the best educational day I have ever attended, and we will be spreading the word! Thank you so much.

Mr James Haeney, Consultant Plastic Surgeon

Excellent and informative course that will soon become a standard requirement for any plastic surgeon managing skin cancer

Mr Richard Young, Consultant Plastic Surgeon

Outstanding course as an introduction to dermoscopy with a very useful revision of skin lesions.

Miss Niki Petrie, Consultant Plastic Surgeon

ABCD - The course was accurate, based on evidence, comprehensive and delivered to a very high standard

Mr Matt Smith, Consultant Plastic Surgeon

Excellent course, I will recommend to my colleagues, I believe it will change my practice

Mr Godwin Scerri, Consultant Plastic Surgeon

This course is very well conceived, organised and delivered; it hit the spot. After a day of teaching by enthusiastic experts in the field, I feel confident to start using the dermatoscope to evaluate all skin lesions. A day well spent, thank you.

Mr Shaun Jackson, Consultant Head & Neck Surgeon

The most useful practical course that I have been on for many years. Enthusiastic lecturer - I am looking forward to clinic next week

Miss Nina Muirhead, Consultant Plastic Surgeon

The standard of teaching on this course is excellent. This is a very relevant skill for all GP's, Plastics surgeons and dermatologists and should be a fundamental part of training for all practitioners who regularly excise skin lesions.

Mr Nick Reynolds, Consultant Plastic Surgeon

Excellent course, well run – don't miss it

Mr Per Hall, Consultant Plastic Surgeon

I particularly like the extreme honesty of the speakers

Mr Jonathan Boulton, Consultant Ophthalmic Surgeon

A great value day; thoroughly prepared, sharply focussed, and enthusiastically presented in a beautiful auditorium. You will leave well fed, feeling more skilled and more confident about skin cancer diagnosis.

Miss Elizabeth Gruber, Consultant Maxillofacial Surgeon

A great, valuable course for anyone treating and diagnosing skin lesions. Dynamic and well presented – highly recommended.

Mr Tim Mellor, Consultant Maxillofacial Surgeon

If in doubt cut it out, but first go on this excellent dermoscopy course – make sure you are cutting the correct lesions out.

Mr J Rao, Consultant Maxillofacial Surgeon

Dermoscopy UK course will revolutionise my diagnostic skills. I thought I could teach myself some basic dermatology skills in my clinic. I have learnt much more than I could have self taught or if a colleague taught me. A must come for any surgeon undertaking skin cancer work.

Testimonials - Dermatologists

Dr Julia Schofield, Consultant Dermatologist

An excellent day – well organised & great fun, I learnt a tremendous amount

Dr Rima Clayton, Consultant Dermatologist

I thought the course today was brilliant

Dr Walayat Hussain, Consultant Dermatologist

Thank you for organising an excellent day. I really enjoyed myself and learned a lot.
Thank you once again for all your hard work

Dr Hazel Bell, Consultant Dermatologist

An excellent, practical course with a definite immediate impact on my clinical practice

Dr Vanessa Venning, Consultant Dermatologist

I would put it on the list of essential courses for trainees

Dr James Milne, Consultant Dermatologist

This is a vital course and should be compulsory for all registrars and consultants

Dr Maureen Connolly, Consultant Dermatologist

Excellent course and I learned a lot

Dr Shalini Narayan, Consultant Dermatologist

Excellent day. Great photographs, well organised – well done

Dr Bav Shergill, Consultant Dermatologist

An essential day for anyone who is involved in pigmented lesion clinics

Dr Raj Mallipeddi, Consultant Dermatologist

Very valuable day

Dr Geronimo Jones, Consultant Dermatologist, Cayman Islands

Excellent. The course more than exceeded my expectations – Read the SKIN!

Dr Katherine Armour, Consultant Dermatologist, Melbourne

This was an extremely stimulating and valuable learning experience. I would definitely recommend this course to others.

Dr Lyndsey Paul, Consultant Dermatologist, Cork

Excellent course - actual practical examples, very useful

Dr Deirdre Buckley, Consultant Dermatologist

Enjoyable, entertaining and highly educational – will recommend it to others

Dr Sharmela Darné, Consultant Dermatologist

Very informative and clinically based, practical and useful

Dr Maria Gonzalez, Consultant Dermatologist

Overall an extremely useful day

Dr Katherine London, Consultant Dermatologist

The whole day was really good, well organised and planned. I found that I increased knowledge significantly during the day

Dr Tim Cutler, Consultant Dermatologist

Refreshingly clear presentations with excellent illustrations: a very rewarding day

Dr Catherine Stephens, Consultant Dermatologist

Excellent day – Quizzes most useful

Dr Damian Pryce, Consultant Dermatologist

Excellent course – again!

Dr Rosie Davis, Consultant Dermatologist

Very useful day. Highly recommended.

Dr Kay Baxter, Consultant Dermatologist

Thoroughly enjoyable and very educational – thank you

Testimonials – General Physicians

Dr Mark Twist, General Physician

Best course I've ever attended!

Dr P Bowe, General Physician

Possibly the best course I have attended in 20 years as a GP. Well organised, great communication & highly relevant, a real eye opener

Dr Stephen Hayes, General Physician

Dr Bowling is the acknowledged top UK expert on dermoscopy and has done much more than anyone else in Britain to popularise and teach this invaluable technique

Dr Darshna Pandya, General Physician

Excellent course. I enjoyed it and learnt a lot

Dr George Moncrief, General Physician, Chair of the Dermatology Council for England

The course today was brilliant, the style, enthusiasm and presentation was fabulous. Your book remains far and away the most useful, accessible and relevant book and I regularly urge colleagues to have one on their desk. You have done so much to bring this vital tool to frontline mainstream dermatology

Dr Gwilym Bowen, General Physician

It was even better than I thought. I'm amazed at how much I have absorbed

Dr Inma Mauri-Sole, Specialty Doctor

Very well organised meeting, relevant and fun. Took away lots of learning points and exceeded my expectations. Most useful meeting I've attended for a long time

Dr Catherine Gerrard, Specialty Doctor

Thank you for a very informative and enjoyable day

Dr Judith Lambert, General Physician

This was a very good course. I would recommend it to my GP colleagues

Dr Fiona Chataway, General Physician

Excellent course, lots of interaction and quizzes. Really great, learnt lots!

Dr Richard Oliver, General Physician

Excellent with content for the specialist but also logical progression for the beginner to feel relatively confident of diagnosing melanomas by the end of the day

Dr Louise Moss, General Physician

Very stimulating, interesting course which has reinforced my determination to get a dermatoscope and start practising

Dr Steve Jones, General Physician

I would certainly recommend it to my colleagues wishing to commence using dermoscopy in their clinical practice

Dr Martyn Richards, General Physician

Very informative and well organised course. Very enjoyable and I would recommend to any budding dermatologist or GPWSI


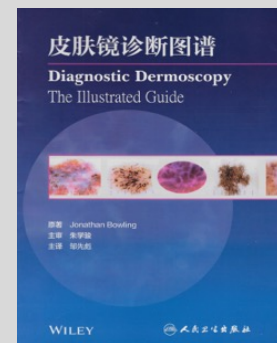

Dr Kirstie Bridges, General Physician

I can think of a skin lesion on every member of my family that I now want to look at with my dermatoscope! Thanks

Contact details

For further information on dermoscopy training please feel free to use the following contact details:

E-mail course@dermoscopy.co.uk
Tel 01865 861577
Web dermoscopy.co.uk



Courses – Training – Expertise – *The diagnosis is in the detail*